

Scaled data based on original data using
LM-79-08 Approved Method: Electrical and Photometric Measurements of Solid-
State Lighting Products

Test Report Prepared for
Cooper Lighting Solutions
(formerly Eaton)

Brand: STREETWORKS

Report Number: P964225

Luminaire Tested: **NVN-SB3B-835-U-T1**

Issue Date: 1/21/2025

Test Information

Test Method: LM-79-08
Report Number: P964225
TEST IS SCALED FROM IESNA LM-79-08 TEST DATA (G2-2405-108-2)
Test Lab: INNOVATION CENTER
Issue Date: 1/21/2025
Manufacturer: COOPER LIGHTING SOLUTIONS (FORMERLY EATON)
Product Line: STREETWORKS
Catalog Number: NVN-SB3B-835-U-T1
Description: NAVION ROADWAY AND AREA HIGH DENSITY LED LUMINAIRE
(3) 80 CRI, 3500K, 450mA LIGHTSQUARES WITH 26 LEDS EACH AND TYPE I OPTICS
Light Source: -
Ballast/Driver: -

Summary

Lumens per Lamp: N/A
Luminaire Lumens: 15890.6 lumens
Efficiency: N/A
Efficacy: 145.5 lumens/watt
Luminous Opening: Rectangular (W 1' x L: 1' x H: 0')
IES Classification: Type I - Short
BUG Rating: B4 - U0 - G4

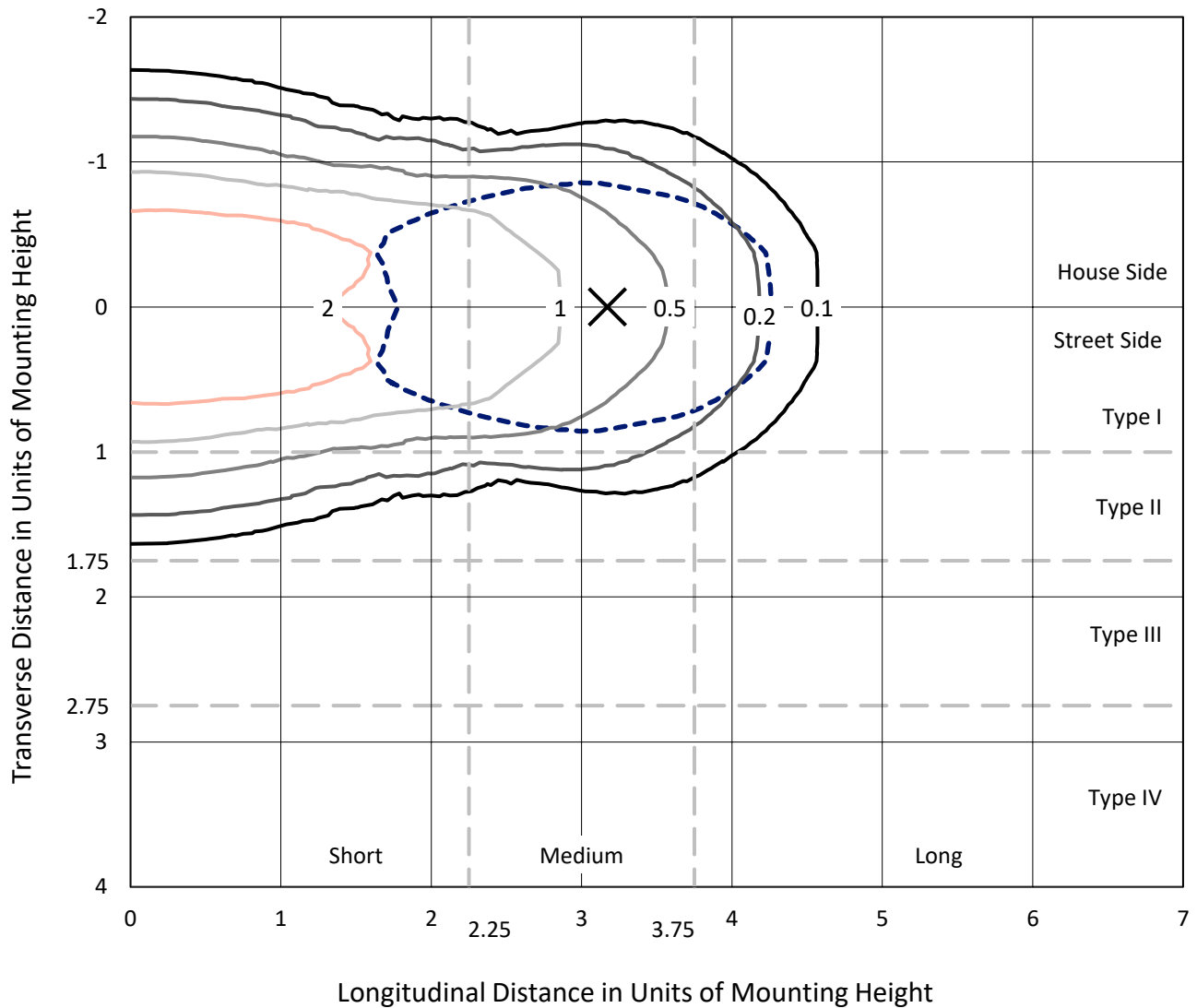
Input Watts (W): 109.2
Input Voltage (V): NR
Input Current (Ain): NR
Voltage Rise (V): NR
Power Factor: NR
Total Harmonic Distortion (THDi): NR
Frequency (hertz): 60
Stabilization Time: NR
Operation Time: NR
Ambient Temperature (°C): NR
Test Distance: 24 FT



REPORT NUMBER: P964225
 CATALOG NUMBER: NVN-SB3B-835-U-T1

Iso-Footcandle Lines of Horizontal Illumination

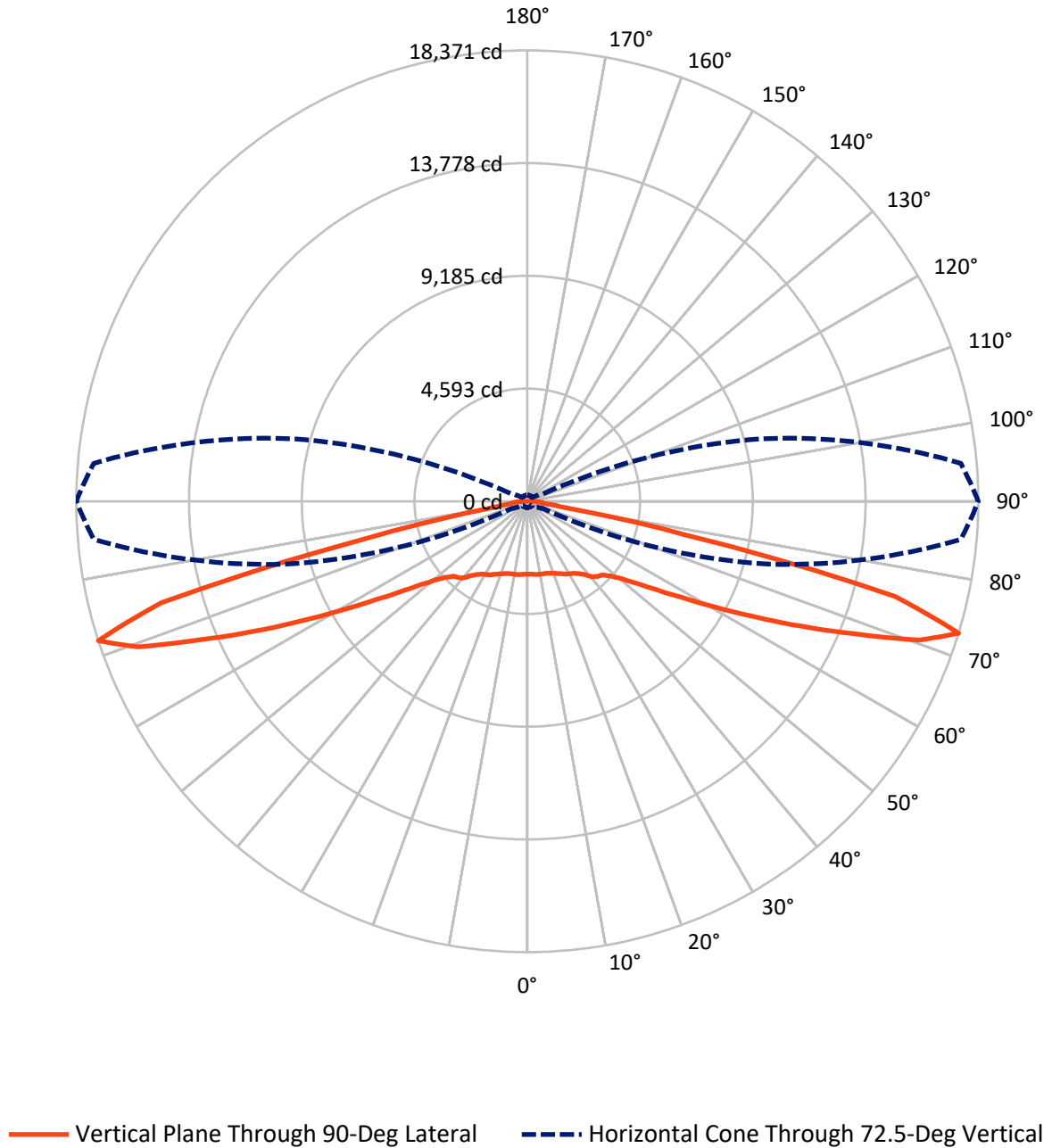
✕ Max cd
 - - - 1/2 Max cd



Based on 25 foot mounting height. Maximum calculated value = 4.8 fc
 Type I - Short - N/A

REPORT NUMBER: P964225
CATALOG NUMBER: NVN-SB3B-835-U-T1

Luminous Intensity Polar Plot



REPORT NUMBER: P964225
 CATALOG NUMBER: NVN-SB3B-835-U-T1

FLUX DISTRIBUTION:

		Downward	Upward	Total
House Side	Lumens	7945.3	0.0	7945.3
	% Fixture	50.0	0.0	50.0
Street Side	Lumens	7945.3	0.0	7945.3
	% Fixture	50.0	0.0	50.0
Total	Lumens	15890.6	0.0	15890.6
	% Fixture	100.0	0.0	100.0

ZONAL LUMENS:

Zone	Lumens	% Fixture
0°-10°	287.9	1.8
10°-20°	880.3	5.5
20°-30°	1467.9	9.2
30°-40°	2018.8	12.7
40°-50°	2465.5	15.5
50°-60°	2851.6	17.9
60°-70°	3400.0	21.4
70°-80°	2373.0	14.9
80°-90°	145.7	0.9
90°-100°	0.0	0.0
100°-110°	0.0	0.0
110°-120°	0.0	0.0
120°-130°	0.0	0.0
130°-140°	0.0	0.0
140°-150°	0.0	0.0
150°-160°	0.0	0.0
160°-170°	0.0	0.0
170°-180°	0.0	0.0
0°-90°	15890.6	100.0
0°-180°	15890.6	100.0

Coefficient of Utilization



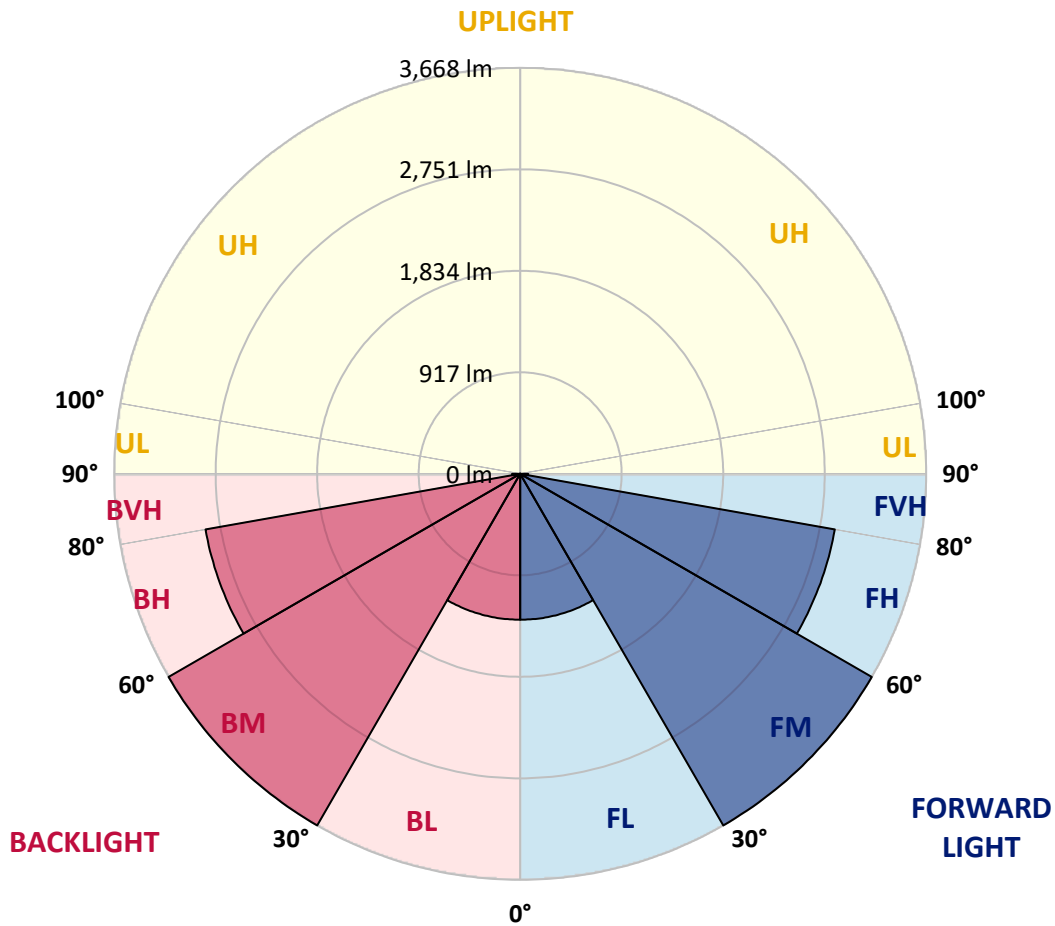
REPORT NUMBER: P964225
 CATALOG NUMBER: NVN-SB3B-835-U-T1

LUMINAIRE CLASSIFICATION SYSTEM LUMEN TABLE AND BUG RATING:

Zone	Lumens	% Fixture	Zone Rating/Lumen Limit		
			B	U	G
FL (0°-30°)	1318.0	8.3			
FM (30°-60°)	3667.9	23.1			
FH (60°-80°)	2886.5	18.2			G2/5000
FVH (80°-90°)	72.9	0.5			G1/100
BL (0°-30°)	1318.0	8.3	B3/2500		
BM (30°-60°)	3667.9	23.1	B3/5000		
BH (60°-80°)	2886.5	18.2	B4/5000		G4/5000
BVH (80°-90°)	72.9	0.5			G1/100
UL (90°-100°)	0.0	0.0		U0/0	
UH (100°-180°)	0.0	0.0		U0/0	

BUG Rating: B4-U0-G4

Type I Short



REPORT NUMBER: P964225
 CATALOG NUMBER: NVN-SB3B-835-U-T1

CANDELA DISTRIBUTION (FULL):

	0°	5°	15°	25°	35°	45°	55°	65°	75°	85°	90°
0°	2969.3	2969.3	2969.3	2969.3	2969.3	2969.3	2969.3	2969.3	2969.3	2969.3	2969.3
2.5°	2971.9	2975.3	2975.3	2972.7	2978.6	2973.5	2973.5	2971.0	2973.5	2971.0	2971.0
5°	2987.1	2991.3	2993.0	2992.1	2999.8	2995.5	2995.5	2992.1	2993.0	2990.4	2990.4
7.5°	3015.8	3021.7	3025.1	3029.3	3040.3	3035.2	3031.8	3021.7	3017.5	3010.7	3010.7
10°	3025.1	3031.8	3042.8	3064.7	3090.1	3090.9	3080.8	3055.4	3036.0	3020.9	3018.3
12.5°	2996.4	3005.6	3028.5	3073.2	3129.7	3152.6	3136.5	3094.3	3056.3	3029.3	3025.1
15°	2960.0	2970.1	3004.8	3072.3	3156.0	3209.2	3207.4	3151.8	3090.9	3048.7	3042.0
17.5°	2903.4	2913.6	2963.4	3058.0	3176.3	3264.0	3287.7	3230.3	3145.0	3088.4	3079.1
20°	2801.2	2810.5	2879.8	3012.4	3183.0	3322.3	3383.9	3333.3	3226.9	3150.0	3135.7
22.5°	2668.7	2683.0	2764.1	2933.9	3166.9	3383.1	3493.8	3459.2	3322.3	3215.9	3196.5
25°	2526.8	2542.0	2636.6	2837.6	3125.5	3427.1	3623.8	3601.8	3430.5	3297.8	3270.8
27.5°	2404.3	2420.4	2523.4	2742.2	3061.4	3443.9	3752.2	3763.2	3561.4	3388.2	3359.4
30°	2308.1	2323.3	2433.0	2665.3	2978.6	3427.1	3864.6	3940.5	3694.7	3466.8	3425.3
32.5°	2202.5	2221.9	2337.6	2571.5	2880.7	3386.5	3962.4	4132.2	3849.3	3551.2	3498.8
35°	2069.1	2086.8	2208.4	2443.2	2752.3	3321.5	4044.3	4345.1	4070.6	3679.5	3621.3
37.5°	1906.9	1923.8	2044.6	2282.8	2624.7	3230.3	4106.9	4584.9	4334.1	3864.6	3786.9
40°	1743.9	1759.9	1873.2	2103.7	2471.9	3113.7	4128.8	4819.7	4636.4	4118.8	4035.9
42.5°	1594.5	1608.8	1712.7	1927.2	2300.5	2965.1	4100.1	5024.0	4907.5	4296.1	4189.7
45°	1456.8	1469.4	1561.5	1761.7	2122.3	2784.4	4014.0	5243.6	5230.1	4422.8	4279.2
47.5°	1299.7	1312.4	1407.8	1601.3	1944.1	2572.4	3867.8	5459.8	5678.5	4709.9	4544.3
50°	1108.0	1119.0	1217.0	1416.2	1759.1	2346.9	3665.2	5629.5	6244.4	5144.8	4937.0
52.5°	880.8	892.7	988.1	1187.4	1539.6	2104.5	3398.4	5740.2	6898.0	5779.9	5524.0
55°	655.4	663.8	746.5	925.6	1267.6	1828.4	3063.9	5771.5	7639.5	6648.0	6327.9
57.5°	475.5	480.5	533.7	667.2	961.0	1483.0	2657.7	5690.4	8522.1	7761.1	7358.3
60°	385.1	386.8	402.8	462.0	668.0	1092.9	2167.1	5411.7	9479.7	9196.0	8688.4
62.5°	349.6	349.6	353.8	369.9	451.8	721.2	1573.4	4834.0	10506.7	11009.1	10329.3
65°	325.1	325.1	326.9	334.5	356.4	459.4	993.1	3893.3	11372.3	13133.1	12273.3
67.5°	303.2	304.0	303.2	305.8	318.4	339.5	575.9	2689.0	11838.4	15333.9	14405.8
70°	280.3	282.1	277.9	277.9	288.0	288.8	360.6	1474.6	11451.6	17178.3	16934.2
72.5°	253.4	255.8	249.2	247.4	255.0	251.6	271.1	707.7	9831.9	17728.9	18370.8
75°	229.7	233.1	217.9	213.7	213.7	211.2	220.4	363.2	6381.1	14462.3	15469.0
77.5°	208.6	215.4	190.9	177.3	173.9	166.4	179.9	222.1	2791.2	6789.9	6648.9
80°	172.3	181.5	157.0	141.0	135.1	126.7	141.9	155.4	830.1	1576.8	1510.0
82.5°	128.3	132.6	111.5	100.4	95.4	89.5	106.4	108.1	270.3	558.2	630.9
85°	81.9	83.6	68.4	59.1	56.6	54.0	67.5	59.1	103.0	410.4	596.2
87.5°	28.7	32.9	26.1	23.7	25.3	21.1	31.3	17.7	28.7	289.7	359.0
90°	0.0	0.0	0.0	0.0	0.0	0.0	0.0	0.0	0.0	0.0	0.0

(END OF REPORT)